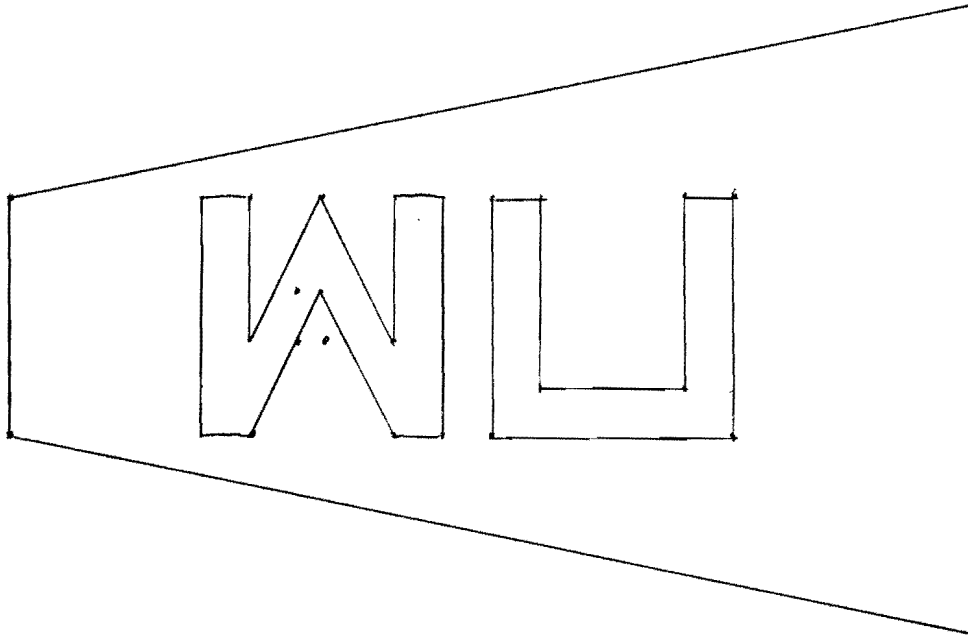


Note:

when the class executes the scoreboard formation, the score is "Visitor-0; Willamette-0. Then the "V"'s lead 3 to 0. Finally "LW" wins, 3 to 7.


After executing the preceding formations, we then sing our song, and march back to our seats. The winners. (hopefully).

# 1<sup>st</sup> Formation - Megaphone.



Note: The megaphone is the Freshman class's first formation. This megaphone symbolizes spirit and illustrates the fact that spirit is a prerequisite for victory. The block WU on the megaphone identifies the spirit as Willamette Spirit.

## 2<sup>nd</sup> Formation - Trophy.



Note: The Trophy is the second formation and the one to be sung from. The Trophy symbolizes the rewards of spirit and cooperation. The number 65 stands out as does the spirit and cooperation of the class of 65 does.

## Freshman Glee - 1962.

Class of 1965.

Willamette's fighting spirit has ever carried her ~~colors~~ to victory. The courageous spirit of her team as they meet her foes on the field is sustained by the spirit of her loyal supporters on the sidelines. This traditionally inspiring Willamette spirit is symbolised by the 1<sup>st</sup> formation a megaphone. ~~The fact that~~ through this spirit victory is achieved is symbolised by the traditional award, the trophy. The class of 1965 toasts the victory with their song, "Win for Willamette U."

Willamette's fighting spirit has ever carried her to victory. This traditionally <sup>inspiring</sup> spirit is symbolised by the first formation, a megaphone <sup>bearing the inscription "Win for Willamette U."</sup>. Through this spirit victory is achieved. This is depicted by the traditional award the trophy. The class of 1965 toasts the victory with ~~their~~ <sup>her</sup> song, "Win for Willamette U."

Below the trophy are the letters 1965 - the ~~year~~ ~~the~~ year the Freshman class will graduate.


Sophomore Class

Formations

Don Lorenzen

Thursday, March 1, 1962.  
for Jlec Manager,  
T...

## 2) Scoreboard




### Note:

this, our second and final formation, will be a dark color, except for the numerals, which will probably be white. The "V" and "W" will be dark. Although this is our last basic formation, there will be a small variation, shown on next page.

# D) Bearcat

uses 136



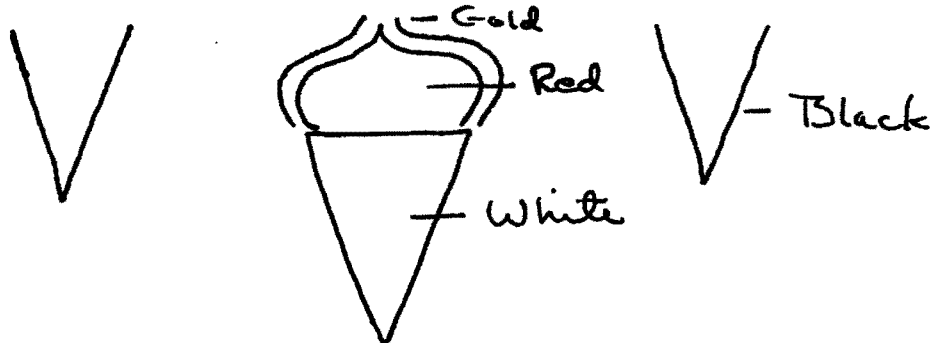
## Note:

the head of the bearcat will be a dark color, while the eyes, nose, and mouth will probably be white.

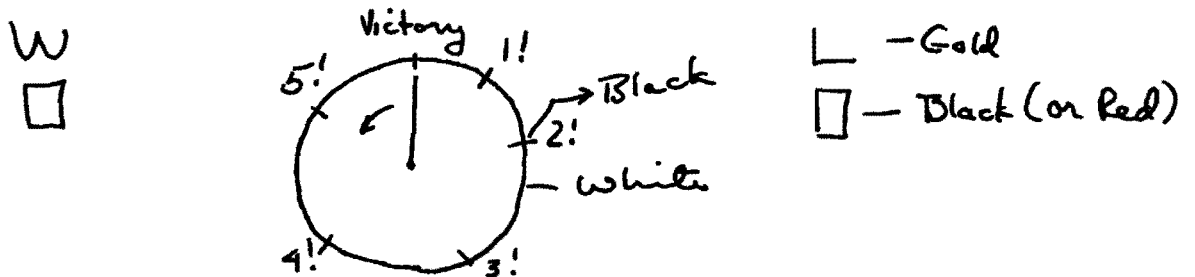
JUNIOR CLASS MARCH FORMATION

Doug Simon

The Juniors will march right into their singing formation which will be a victory torch with two V's for victory on either side. The Cone of the torch will be white. The flame will be red and gold and the V's will be black.



At the conclusion of the song we will move into our second formation. This will be in essence a scoreboard with sweep hand black.



Gold letters (W and L ((Willamette-Linfield or Wider Loss)) will be on either side. Beneath them will be black score boards. The circle of a clock of the clock will be white with 6 "second" dot indicators in black, interspersed. The sweep hand will be red.

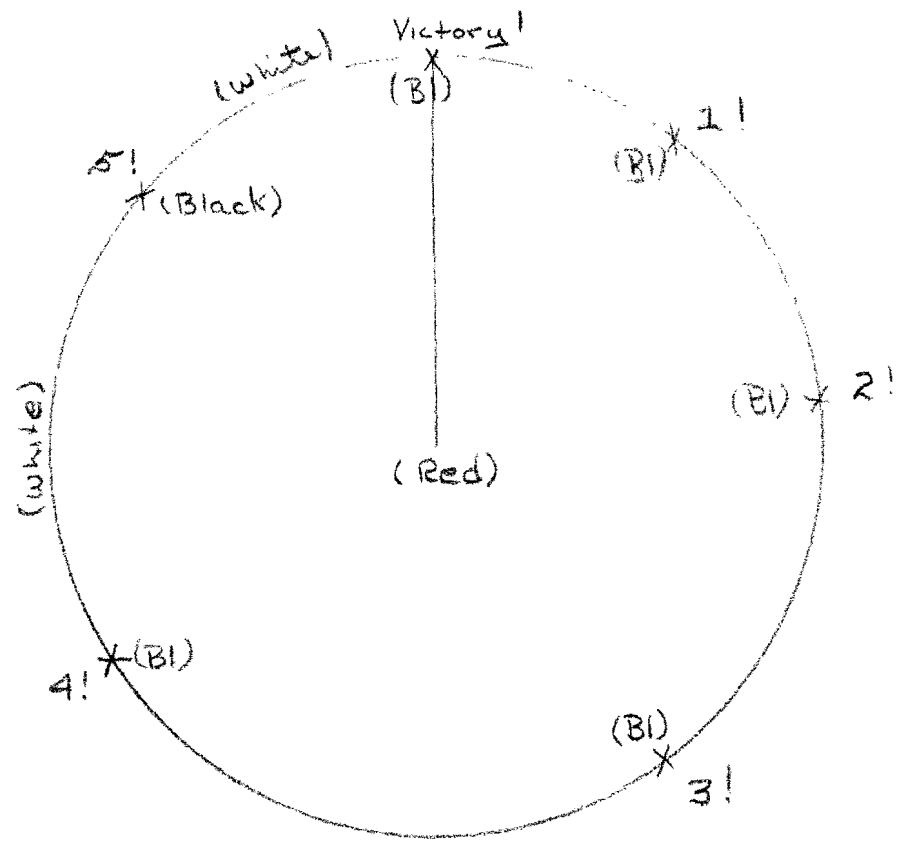

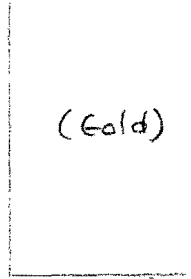
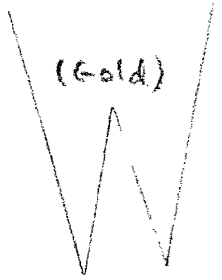
As the sweep hand starts its counter-clock wise movement and reaches the first spot on the clock the class will yell "5" and the score will change in favor of the opposition. As the sweep hand approaches the second spot everyone yells "4" and the score changes in favor of Willamette. This keeps-up until the sweep hand almost reaches the top; the score changes finally in favor of Willamette and everyone yells "Victory" as the sweep hand reaches the last second.

This concludes our performance. The class marches off the risers and into their seats.



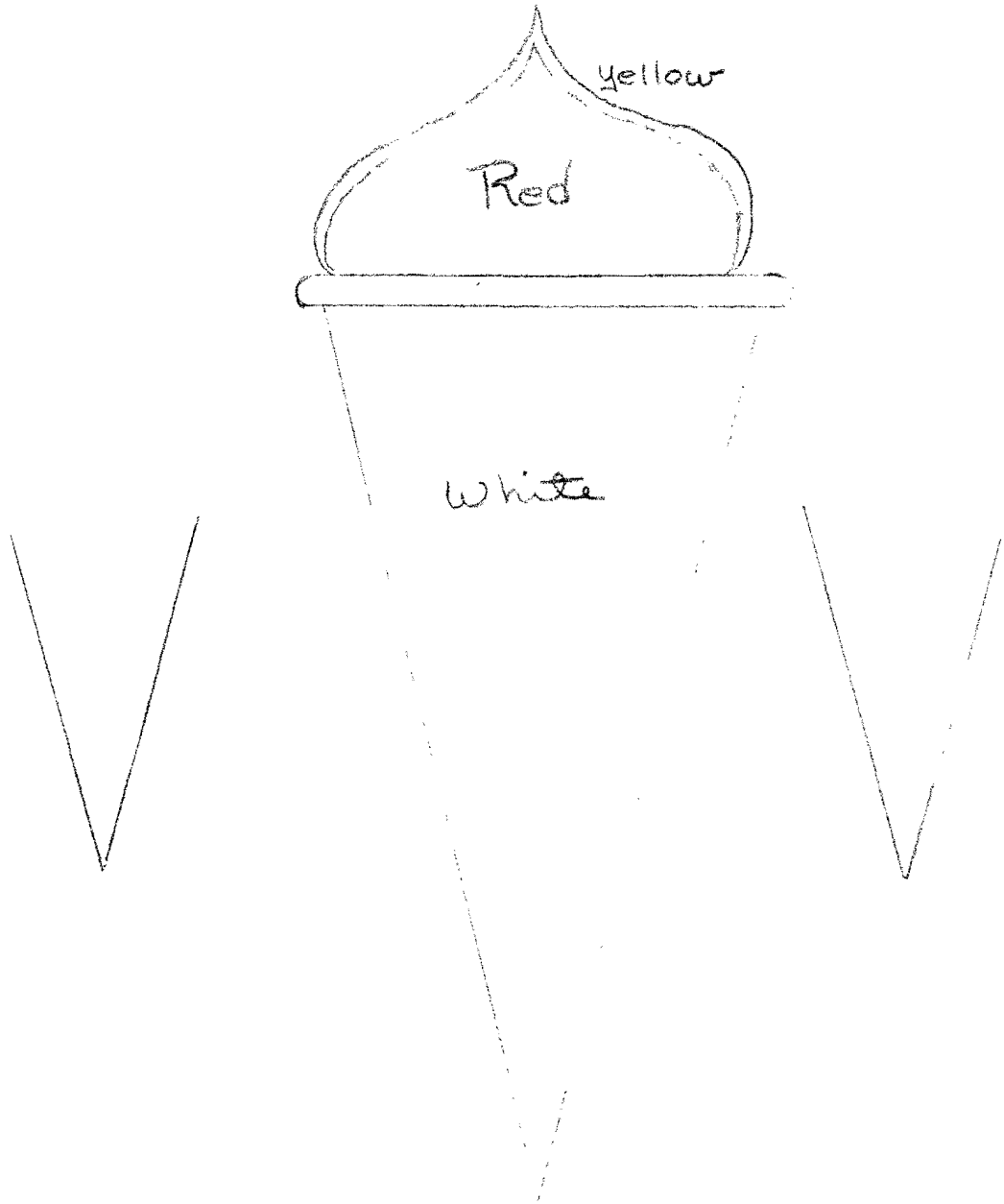
# 3


Score board



# 2

Victory Torch



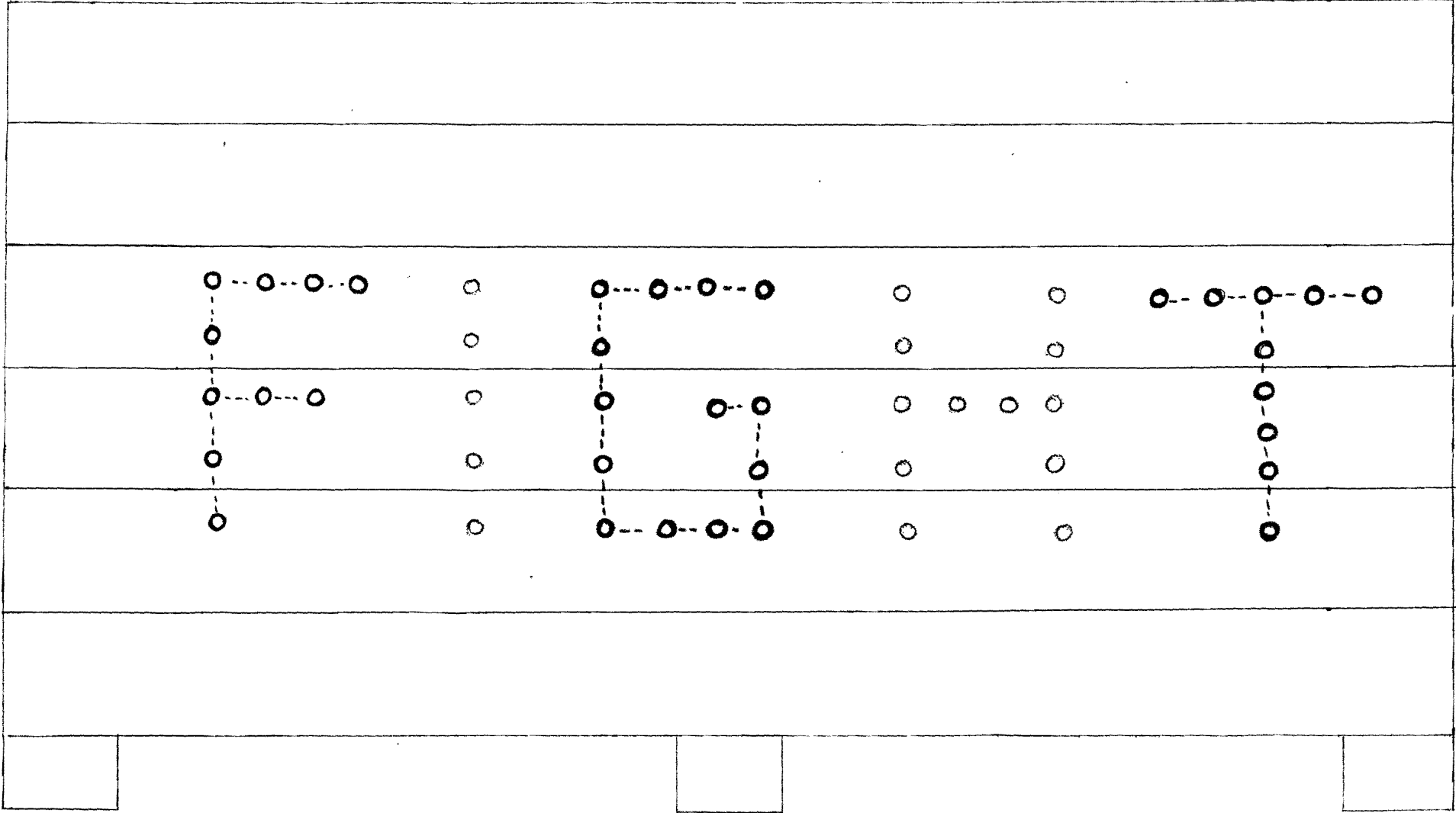


III

1. "Fight" is sounded
2. march aft

Ed Sasaki  
Sr. Class Formation leader

---



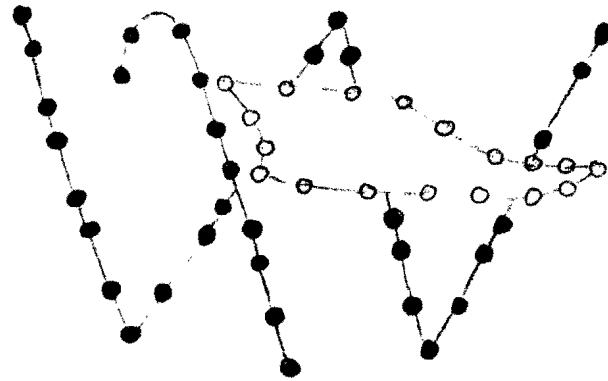
Senior Class Formation:

No: 52 (approximately)

Colors: Red

Yellow

Black

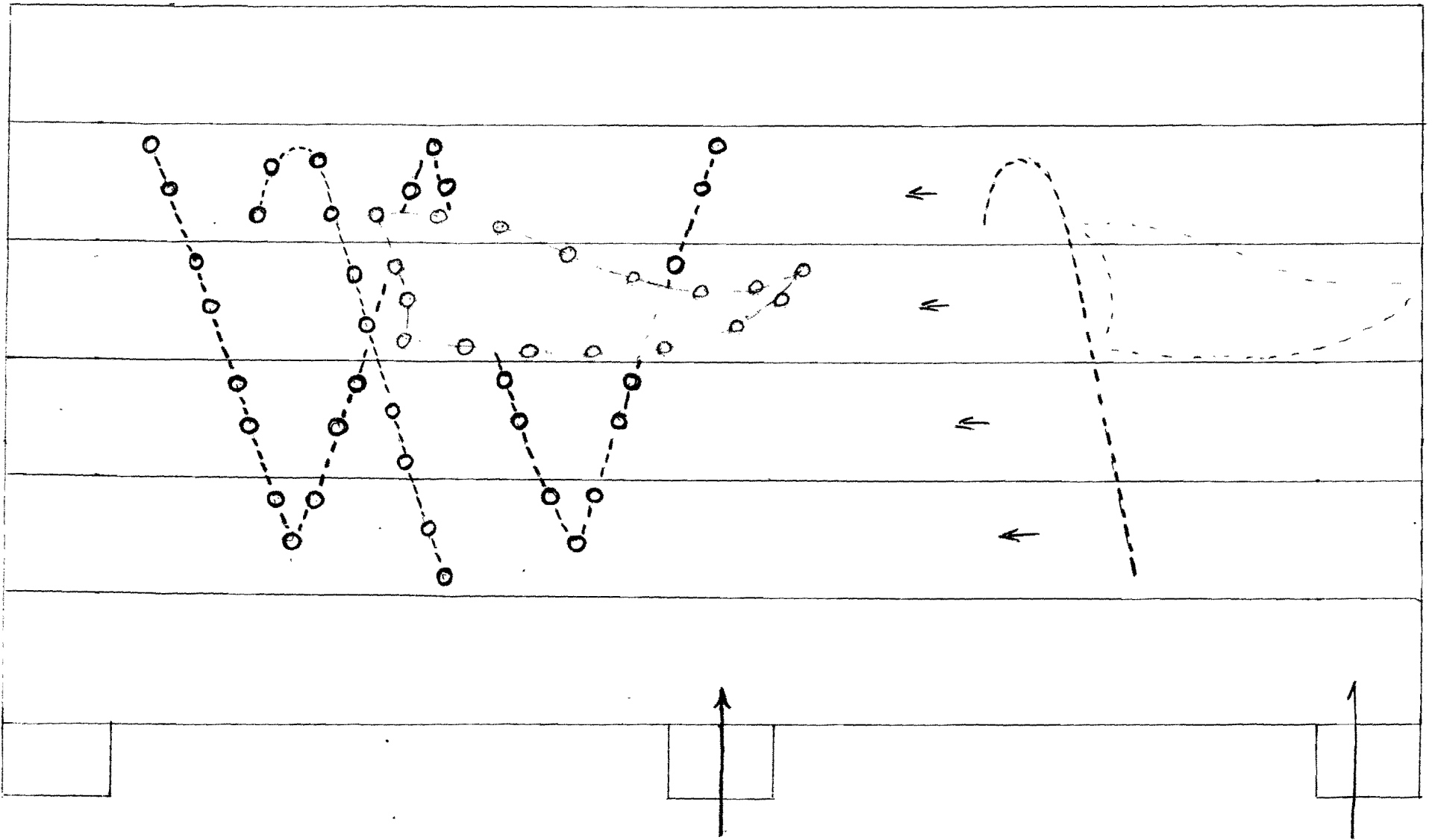


I.

1. red W forms on rivers
2. black come forms on right - yellow pennant on left vs blue come super in middle on blue W.

1" = 4'

51 { 24 - Red  
10 - Black  
17 - Yellow




Senior Class Glee Formation

Colors: Red. . . . .24  
Black. . . . .10  
Yellow . . . ..17

Number participating . .51 (approximately)

- I. The red marches up the risers via the center steps and forms a big "W" on the left side of the risers.
- II. The black and yellow go up the risers via the right steps. The black form a cane, and the yellow form the pennant. The cane and pennant then march to the left, thru the "W", and stop when "superimposed" upon the "W".
- III. All stop marching for about 5 seconds.
- IV. The black now move down to the first riser and form two logs.
- V. The red and yellow move out to the sides of the risers, down to the first riser, and into the center. They now pass thru the logs to form the beginnings of a flame.
- VI. When the flame has reached its full length, all ~~stop~~ stop marching and the song is sung.
- VII. When the song is finished, the basic formation breaks up *w/ the logs going up as smoke,* and ~~forms~~ the word "fight," is formed.
- VIII. The formation now marches off the risers.

*Edwin H. Sasaki*  
EDWIN H. SASAKI  
Senior Class Formation Leader



## II

1. Black logs form
2. Red & yellow flames grow up from the logs.
3. Song is sung.
4. Logs go up as smoke



